

SEPTEMBER 2006  
INMATE GRIEVANCE REPORT  
FY 2005-2006

**MIAMI-DADE CORRECTIONS & REHABILITATION DEPARTMENT  
FY 2005-2006 INMATE GRIEVANCE REPORT**

	OCT.	NOV.	DEC.	JAN.	FEB.	MAR	APRIL	MAY	JUNE	JULY	AUG.	SEPT.	FY 2005-2006
<b>Inmate Grievances</b>													
New	122	138	156	273	168	130	145	210	187	162	132	107	1930
Pending (YTD total=Avg)	0	4	0	10	0	0	0	15	153	115	4	4	25
1)Substantiated	56	52	43	77	53	27	36	73	34	59	62	31	603
2)Non-Substantiated	6	5	15	33	9	7	8	11	21	4	11	10	140
3)Inmate Released	0	7	3	3	3	2	5	11	4	5	0	9	52
Total Completed (1 - 3)	62	67	66	114	63	46	0	105	69	66	74	50	782
<b>Number of Inmate Grievances Resolved This Month At:</b>													
1) Level 1	43	23	14	66	58	71	57	122	95	92	79	49	769
2) Level 2	9	9	20	4	4	9	7	15	0	0	7	0	84
3) Level 3	0	0	0	1	0	0	0	2	0	0	0	0	3
4) Level 4	0	0	0	0	0	0	0	0	0	0	0	0	0
<b>Grievance By Category</b>													
<b>Program Assignments</b>													
New	0	6	0	2	8	0	1	0	0	0	0	1	18
Pending (YTD total=Avg)	0	0	0	0	0	0	0	0	0	0	0	0	0
1)Substantiated	0	5	0	0	7	0	0	0	0	0	0	1	13
2)Non-Substantiated	0	1	0	1	0	0	0	0	0	0	0	0	2
3)Inmate Released	0	1	0	0	0	0	0	0	0	0	0	0	1
Total Completed (1 - 3)	0	7	0	1	7	0	0	0	0	0	0	1	16
<b>Visitation</b>													
New	0	0	0	1	0	3	3	5	0	2	3	3	20
Pending (YTD total=Avg)	0	0	0	0	0	0	0	2	0	2	0	1	0
1)Substantiated	0	0	0	0	0	1	0	0	0	0	2	1	4
2)Non-Substantiated	0	0	0	0	0	1	0	2	0	0	0	0	3
3)Inmate Released	0	0	0	0	0	0	0	0	0	0	0	0	0
Total Completed (1 - 3)	0	0	0	0	0	2	0	2	0	0	2	1	7
<b>Medical/ Dental</b>													
New	61	61	57	91	47	45	48	53	75	71	64	46	719
Pending (YTD total=Avg)	0	2	0	5	0	0	0	2	62	47	2	2	10
1)Substantiated	29	25	28	41	20	10	23	31	18	28	32	11	296
2)Non-Substantiated	2	3	1	7	1	1	0	2	5	4	4	5	35
3)Inmate Released	0	2	1	1	2	0	1	3	3	1	0	3	17
Total Completed (1 - 3)	31	30	30	49	23	11	0	36	26	33	36	19	324

**MIAMI-DADE CORRECTIONS & REHABILITATION DEPARTMENT  
FY 2005-2006 INMATE GRIEVANCE REPORT**

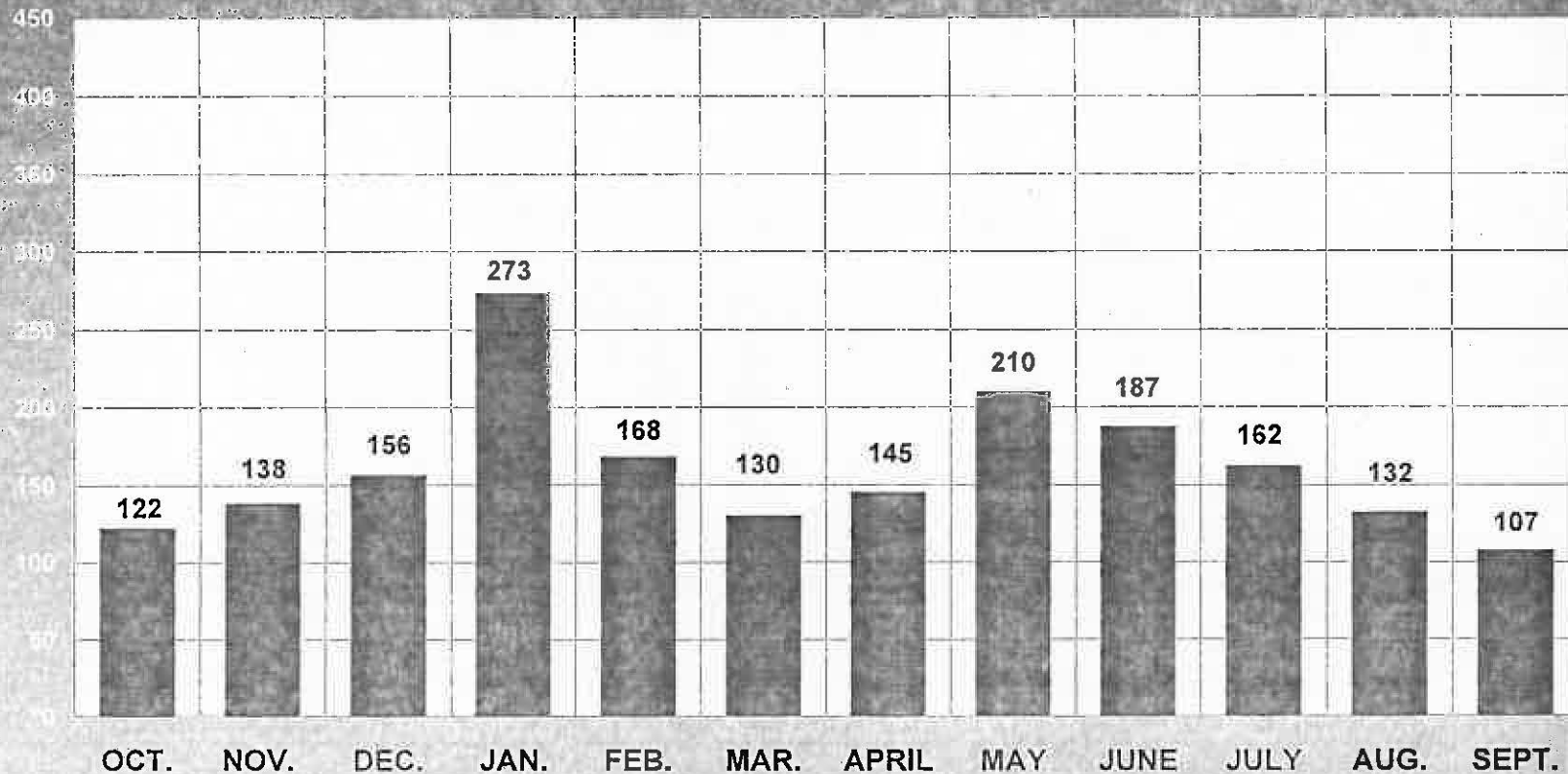
	OCT.	NOV.	DEC.	JAN.	FEB.	MAR.	APRIL	MAY	JUNE	JULY	AUG.	SEPT.	FY 2005-2006
<b>Complaints against Staff</b>													
New	31	28	22	45	28	20	36	55	24	16	14	14	333
Pending (YTD total=Avg)	0	0	0	0	0	0	0	0	17	13	2	2	3
Referred to Internal Affairs	0	1	0	1	0	0	1	0	1	1	0	0	5
1)Substantiated	16	14	13	8	7	10	5	21	8	2	4	4	112
2)Non-Substantiated	2	0	0	5	0	4	1	3	3	1	2	3	24
3)Inmate Released	0	1	0	1	0	0	0	8	1	1	1	2	15
Total Completed (1 - 3)	18	15	13	14	7	14	0	32	12	4	7	9	145
<b>Personal Property</b>													
New	1	3	1	15	18	12	16	15	23	25	16	4	149
Pending (YTD total=Avg)	0	0	0	3	0	0	0	0	23	23	1	1	4
1)Substantiated	0	1	0	1	2	1	1	3	0	1	12	0	22
2)Non-Substantiated	0	0	2	3	2	2	3	2	0	0	0	0	14
3)Inmate Released	0	1	0	0	0	0	1	0	0	1	1	0	4
Total Completed (1 - 3)	0	2	2	4	4	3	0	5	0	2	13	0	35
<b>Food Services</b>													
New	2	8	7	15	4	6	10	10	14	6	7	5	94
Pending (YTD total=Avg)	0	0	0	0	0	0	0	2	8	5	1	1	1
1)Substantiated	1	4	1	2	3	0	1	0	5	1	2	3	23
2)Non-Substantiated	0	0	0	0	0	0	1	0	1	0	0	0	2
3)Inmate Released	0	0	0	0	0	0	1	0	0	0	1	0	2
Total Completed (1 - 3)	1	4	1	2	3	0	0	0	6	1	3	3	24
<b>Legal</b>													
New	0	0	0	1	1	0	2	0	2	0	0	0	6
Pending (YTD total=Avg)	0	0	0	0	0	0	0	0	2	0	0	0	0
1)Substantiated	0	0	0	0	0	0	0	0	1	0	0	0	1
2)Non-Substantiated	0	0	0	0	0	0	0	0	1	0	0	0	1
3)Inmate Released	0	0	0	0	0	0	0	0	0	0	0	0	0
Total Completed (1 - 3)	0	0	0	0	0	0	0	0	2	0	0	0	2
<b>Commissary</b>													
New	8	19	16	23	14	9	8	12	10	10	3	3	135
Pending (YTD total=Avg)	0	2	0	0	0	0	0	0	8	6	1	1	1
1)Substantiated	5	3	5	2	2	3	0	3	1	2	1	1	28
2)Non-Substantiated	0	1	0	0	0	1	0	0	2	0	0	0	4
3)Inmate Released	0	0	0	0	0	0	0	0	0	2	0	0	2
Total Completed (1 - 3)	5	4	5	2	2	4	0	3	3	4	1	1	34

**MIAMI-DADE CORRECTIONS & REHABILITATION DEPARTMENT  
FY 2005-2006 INMATE GRIEVANCE REPORT**

	OCT.	NOV.	DEC.	JAN.	FEB.	MAR.	APRIL	MAY	JUNE	JULY	AUG.	SEPT.	FY 2005-2006
<b>Mail</b>													
New	1	5	4	12	6	10	7	15	3	3	4	3	73
Pending (YTD total=Avg)	0	0	0	1	0	0	0	1	3	2	1	1	1
1)Substantiated	0	1	1	4	1	3	7	5	0	1	0	0	23
2)Non-Substantiated	0	0	3	3	1	1	1	0	0	0	0	0	9
3)Inmate Released	0	0	0	0	0	0	0	0	0	0	0	0	0
Total Completed (1 - 3)	0	1	4	7	2	4	0	5	0	1	0	0	24
<b>Recreation</b>													
New	4	0	0	2	0	0	1	0	2	0	0	1	10
Pending (YTD total=Avg)	0	0	0	0	0	0	0	0	2	0	0	1	3
1)Substantiated	0	0	0	0	0	0	1	0	0	0	0	0	1
2)Non-Substantiated	0	0	0	0	0	0	0	0	1	0	0	0	1
3)Inmate Released	0	0	0	0	0	0	0	0	0	0	0	0	0
Total Completed (1 - 3)	0	0	0	0	0	0	0	0	1	0	0	0	1
<b>Law Library</b>													
New	0	0	0	7	7	2	0	5	3	1	2	0	27
Pending (YTD total=Avg)	0	0	0	0	0	0	0	1	3	0	0	0	0
1)Substantiated	0	0	0	1	1	0	0	3	0	0	2	0	7
2)Non-Substantiated	0	1	0	3	1	1	0	1	2	1	1	0	11
3)Inmate Released	0	0	0	0	0	0	0	0	0	0	0	0	0
Total Completed (1 - 3)	0	1	0	4	2	1	0	4	2	1	3	0	18
<b>Hygiene/Sanitation</b>													
New	3	3	0	11	0	0	0	8	6	0	2	8	41
Pending (YTD total=Avg)	0	0	0	1	12	2	3	3	4	0	1	0	2
1)Substantiated	2	1	0	2	0	0	0	2	2	0	0	4	13
2)Non-Substantiated	0	0	0	0	7	0	0	0	1	0	0	1	9
3)Inmate Released	0	0	0	0	1	0	0	0	0	0	0	1	2
Total Completed (1 - 3)	2	1	0	2	8	0	0	2	3	0	0	6	24
<b>Other (ADA, Classification, etc.)</b>													
New	5	6	32	37	0	0	0	28	25	28	17	19	197
Pending (YTD total=Avg)	0	0	0	0	20	21	30	3	19	18	1	2	9
1)Substantiated	4	2	4	13	0	0	0	12	6	19	6	3	69
2)Non-Substantiated	1	0	4	15	3	4	2	4	8	1	3	0	45
3)Inmate Released	0	0	3	1	2	3	1	0	0	0	0	0	10
Total Completed (1 - 3)	5	2	11	29	5	7	0	16	14	20	9	3	121

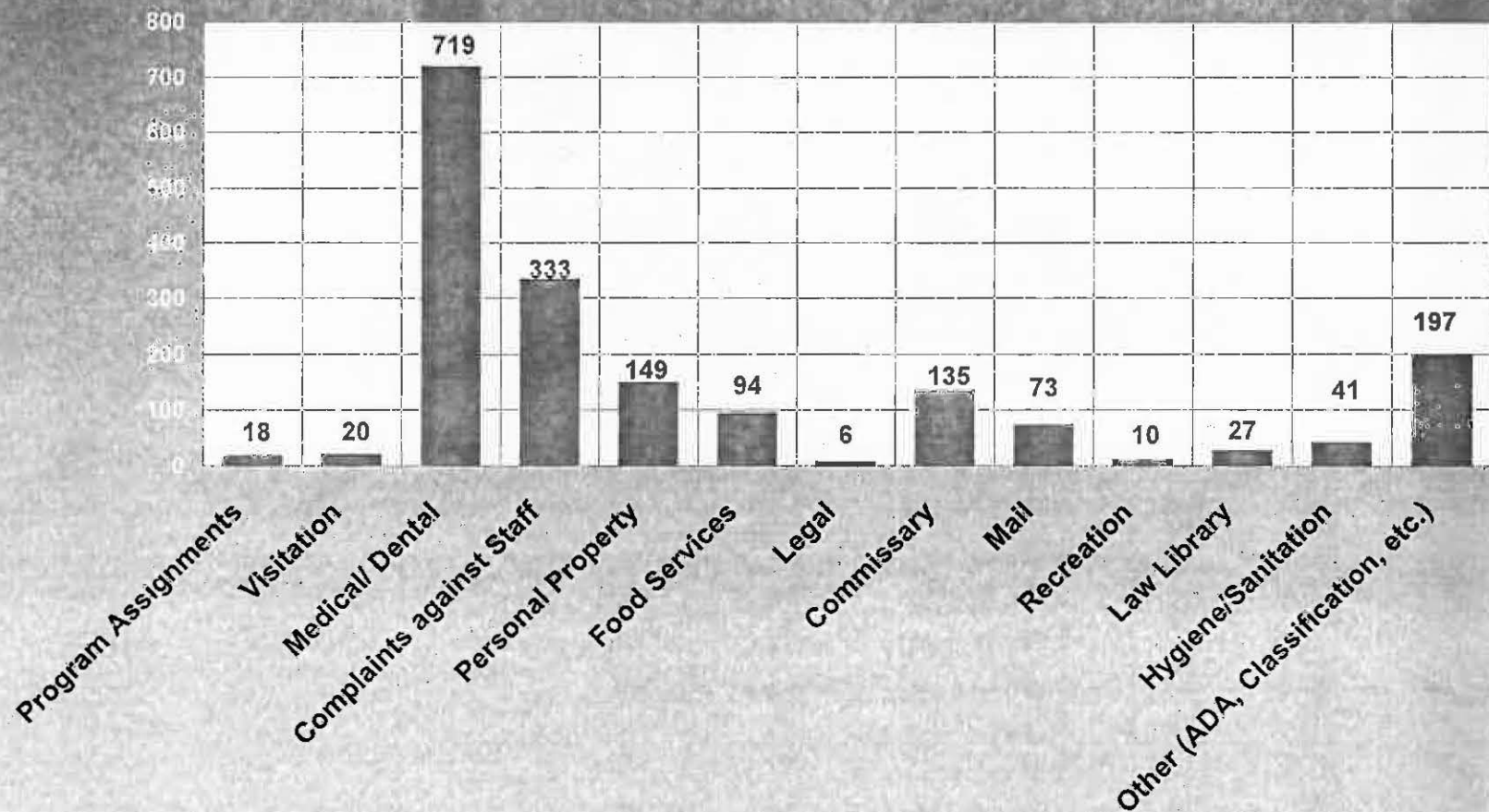


# MIAMI-DADE CORRECTIONS & REHABILITATION DEPARTMENT INMATE GRIEVANCES FY 2005-2006





## MIAMI-DADE CORRECTIONS & REHABILITATION DEPARTMENT INMATE GRIEVANCES BY CATEGORY OCTOBER 2005 - SEPTEMBER 2006

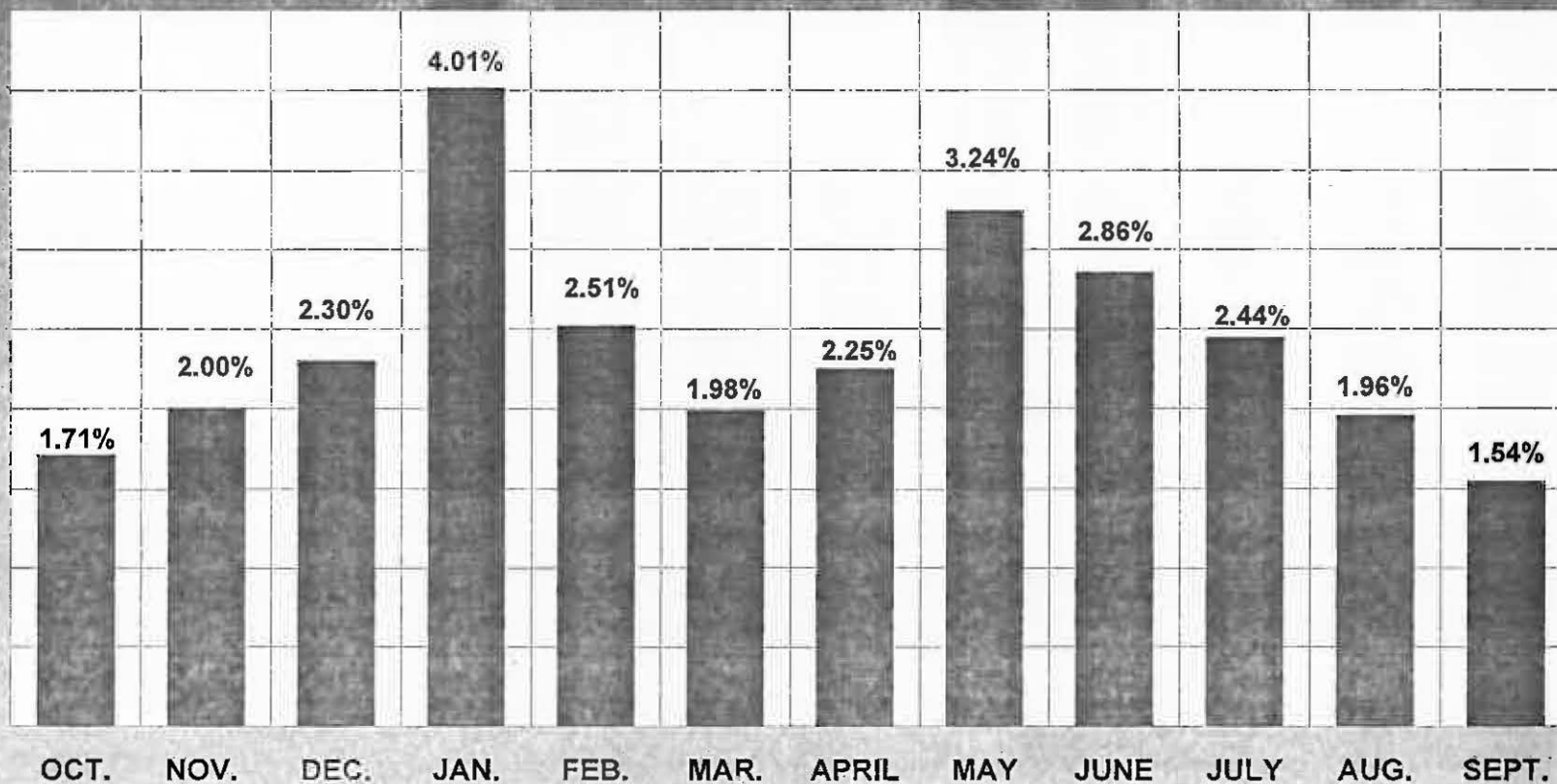






# MIAMI-DADE CORRECTIONS & REHABILITATION DEPARTMENT PERCENTAGE OF INMATE GRIEVANCES PER INMATE POPULATION

FY 2005-2006



FY 2005-2006

New Grievances

Average Daily Inmate Population

Percentage of Inmate Grievances per Inmate Population

OCT.	NOV.	DEC.	JAN.	FEB.	MAR.	APRIL	MAY	JUNE	JULY	AUG.	SEPT.
122	138	156	273	168	130	145	210	187	162	132	107
7138	6896	6794	6801	6681	6561	6455	6474	6548	6631	6749	6938
1.71%	2.00%	2.30%	4.01%	2.51%	1.98%	2.25%	3.24%	2.86%	2.44%	1.96%	1.54%



**MIAMI-DADE CORRECTIONS & REHABILITATION DEPARTMENT  
FY 2005-2006 INMATE GRIEVANCE REPORT**

	OCT.	NOV.	DEC.	JAN.	FEB	MAR	APRIL	MAY	JUNE	JULY	AUG.	SEPT.	FY 2005-2006
<b>Complaints against Staff</b>													
New	40	10	13	45	28	20	36						192
Pending (YTD total=Avg)	0	0	0	0	0	0	0						0
Referred to Internal Affairs	4	0	0	1	0	0	1						6
1)Substantiated	5	7	0	8	7	10	5						42
2)Non-Substantiated	4	4	2	5	0	4	1						20
3)Inmate Released	0	0	0	1	0	0	0						1
Total Completed (1 - 3)	9	11	2	14	7	14	0						57
<b>Personal Property</b>													
New	1	0	1	15	18	12	16						63
Pending (YTD total=Avg)	0	0	0	3	0	0	0						0
1)Substantiated	0	1	0	1	2	1	1						6
2)Non-Substantiated	0	1	2	3	2	2	3						13
3)Inmate Released	0	0	0	0	0	0	1						1
Total Completed (1 - 3)	0	2	2	4	4	3	0						15
<b>Food Services</b>													
New	6	0	7	15	4	6	10						48
Pending (YTD total=Avg)	0	0	0	0	0	0	0						0
1)Substantiated	2	0	1	2	3	0	1						9
2)Non-Substantiated	0	0	0	0	0	0	1						1
3)Inmate Released	0	0	0	0	0	0	1						1
Total Completed (1 - 3)	2	0	1	2	3	0	0						8
<b>Legal</b>													
New	0	0	0	1	1	0	2						4
Pending (YTD total=Avg)	0	0	0	0	0	0	0						0
1)Substantiated	0	0	0	0	0	0	0						0
2)Non-Substantiated	0	0	0	0	0	0	0						0
3)Inmate Released	0	0	0	0	0	0	0						0
Total Completed (1 - 3)	0	0	0	0	0	0	0						0
<b>Commissary</b>													
New	17	5	25	14	47	49	28	25	56	31	18	16	331
Pending (YTD total=Avg)	0	0	0	1	0	0	0	0	0	0	0	0	0
1)Substantiated	5	2	18	3	3	17	3	3	16	14	0	3	87
2)Non-Substantiated	0	1	2	0	3	2	1	0	0	0	0	0	9
3)Inmate Released	1	0	1	0	1	3	0	2	1	2	0	0	11
Total Completed (1 - 3)	6	3	21	3	7	22	4	5	17	16	0	3	107

**MIAMI-DADE CORRECTIONS & REHABILITATION DEPARTMENT  
FY 2005-2006 INMATE GRIEVANCE REPORT**

	OCT.	NOV.	DEC.	JAN.	FEB.	MAR.	APRIL	MAY	JUNE	JULY	AUG.	SEPT.	FY 2005-2006
<b>Mail</b>													
New	3	0	3	6	3	11	5	20	16	8	7	4	86
Pending (YTD total=Avg)	0	0	0	1	0	0	0	0	0	0	0	0	0
1)Substantiated	0	0	1	0	0	7	1	2	7	1	4	1	24
2)Non-Substantiated	2	0	0	1	0	0	1	1	2	0	0	0	7
3)Inmate Released	0	0	0	0	0	0	0	0	0	0	0	0	0
Total Completed (1 - 3)	2	0	1	1	0	7	2	3	9	1	4	1	31
<b>Recreation</b>													
New	1	0	0	3	0	0	0	9	0	0	1	0	14
Pending (YTD total=Avg)	0	0	0	0	0	0	0	0	0	0	0	0	0
1)Substantiated	0	0	0	0	0	0	1	0	0	0	0	0	1
2)Non-Substantiated	0	0	0	0	0	0	0	8	0	0	0	0	8
3)Inmate Released	0	0	0	0	0	0	0	0	0	0	0	0	0
Total Completed (1 - 3)	0	0	0	0	0	0	0	8	0	0	0	0	8
<b>Law Library</b>													
New	1	0	2	6	6	1	1	4	8	1	0	1	31
Pending (YTD total=Avg)	0	0	0	0	0	0	0	0	0	0	0	0	0
1)Substantiated	1	0	0	0	1	0	0	1	2	0	0	1	6
2)Non-Substantiated	0	2	0	0	1	0	2	0	0	0	0	0	5
3)Inmate Released	0	0	0	0	0	0	0	0	0	0	0	0	0
Total Completed (1 - 3)	1	2	0	0	2	0	0	3	2	0	0	1	11
<b>Hygiene/Sanitation</b>													
New	8	2	5	5	4	0	1	0	9	13	2	5	54
Pending (YTD total=Avg)	0	0	0	0	0	0	0	0	0	0	0	0	0
1)Substantiated	3	0	3	2	2	0	0	0	3	10	0	4	27
2)Non-Substantiated	0	0	1	0	0	0	1	0	0	0	0	0	2
3)Inmate Released	0	0	0	0	0	0	0	0	0	0	0	0	0
Total Completed (1 - 3)	3	0	4	2	2	0	1	0	3	10	0	4	29
<b>Other (ADA, Classification, etc.)</b>													
New	25	14	18	40	24	62	34	23	56	23	6	5	330
Pending (YTD total=Avg)	0	0	0	2	0	2	0	0	0	0	0	0	0
1)Substantiated	4	1	1	8	4	28	7	9	20	7	2	3	94
2)Non-Substantiated	4	7	0	3	1	0	7	3	0	1	0	0	26
3)Inmate Released	2	0	0	1	0	3	1	2	2	1	0	0	12
Total Completed (1 - 3)	10	8	1	12	5	31	15	14	22	9	2	3	132

**MIAMI-DADE CORRECTIONS & REHABILITATION DEPARTMENT  
FY 2004-2005 INMATE GRIEVANCE REPORT**

	OCT.	NOV.	DEC.	JAN.	FEB.	MAR.	APRIL	MAY	JUNE	JULY	AUG.	SEPT.	FY 2004-2005
<b>Inmate Grievances</b>													
New	180	58	129	222	228	308	248	256	287	183	134	112	2345
Pending (YTD total=Avg)	0	1	0	5	1	6	0	0	0	0	0	0	1
1)Substantiated	52	32	33	55	57	98	65	99	98	98	65	63	815
2)Non-Substantiated	16	16	8	8	16	7	27	22	8	3	1	2	134
3)Inmate Released	6	3	3	5	9	9	2	13	5	4	2	1	62
Total Completed (1 - 3)	74	51	11	68	82	114	94	134	111	105	68	66	978
<b>Number of Inmate Grievances Resolved This Month At:</b>													
1) Level 1	80	3	32	34	80	93	127	114	131	107	68	25	894
2) Level 2	1	8	7	0	9	7	2	5	5	11	11	6	72
3) Level 3	1	1	2	0	1	0	0	0	8	0	0	0	13
4) Level 4	0	0	0	0	0	0	0	0	1	0	0	0	1
<b>Grievance By Category</b>													
<b>Program Assignments</b>													
New	3	0	0	0	0	6	0	0	1	0	0	2	12
Pending (YTD total=Avg)	0	0	0	0	0	6	0	0	0	0	0	0	1
1)Substantiated	0	0	0	0	0	0	0	1	0	0	0	0	1
2)Non-Substantiated	0	0	0	0	0	0	0	0	0	0	0	0	0
3)Inmate Released	0	0	0	0	0	0	0	0	0	0	0	0	0
Total Completed (1 - 3)	0	0	0	0	0	0	0	1	0	0	0	0	1
<b>Visitation</b>													
New	0	0	0	0	7	9	0	1	3	0	0	2	22
Pending (YTD total=Avg)	0	0	0	0	0	0	0	0	0	0	0	0	0
1)Substantiated	0	0	0	0	1	1	0	0	0	0	0	0	2
2)Non-Substantiated	0	0	0	0	0	0	0	0	0	0	0	0	0
3)Inmate Released	0	0	0	0	0	0	0	0	0	0	0	0	0
Total Completed (1 - 3)	0	0	0	0	1	1	0	0	0	0	0	0	2
<b>Medical/ Dental</b>													
New	66	22	47	72	69	115	78	78	87	61	57	49	801
Pending (YTD total=Avg)	0	0	0	0	0	2	0	0	0	0	0	0	0
1)Substantiated	27	17	18	25	19	51	38	28	45	36	24	39	367
2)Non-Substantiated	4	5	0	2	4	3	5	2	3	2	0	0	30
3)Inmate Released	4	1	1	0	1	0	2	4	0	2	2	0	17
Total Completed (1 - 3)	35	23	19	27	24	54	45	34	48	40	26	39	414